


Learning Outcome:-**I will be able to water tubs, baskets, containers and plants**

## Lesson Aims

- Select the equipment.
- Connect hose or fill can as required from supply.
- Water the area of plants/planting indicated
- Apply water to meet the needs of the area/plants.
- If using hose, disconnect from supply.
- Leave site and equipment clean and tidy.


Water a bed, border or area of plants in containers - questions

How do you know when a plant needs watering?




**Test No 004 Water a bed, border or area of plants in containers - questions**

How do you know when a plant needs watering?





Water a bed, border or area of plants in containers - questions



How do you know when a plant needs watering?



What has the  
been weather  
like?

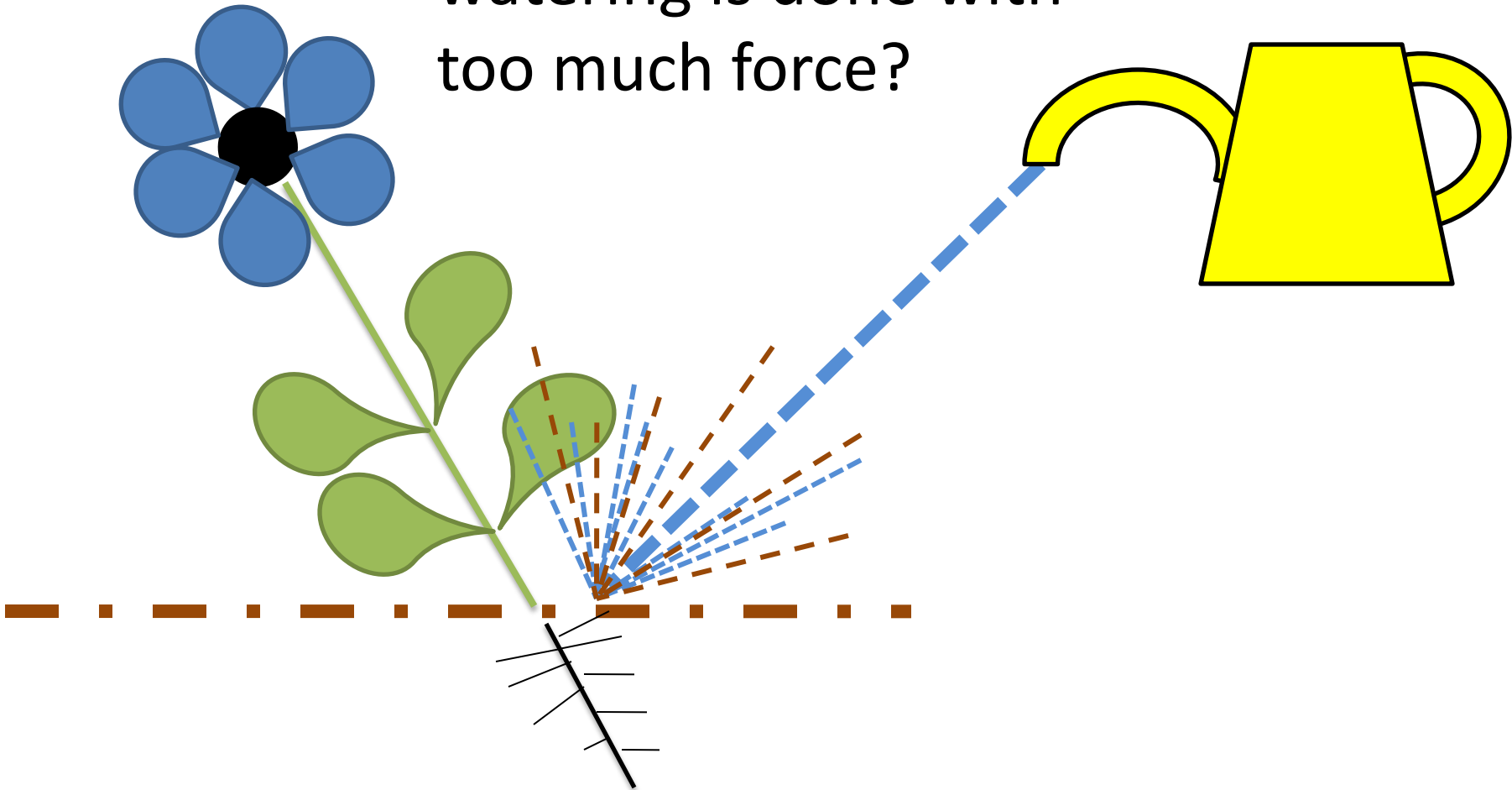


What should the  
soil feel like to the  
touch?



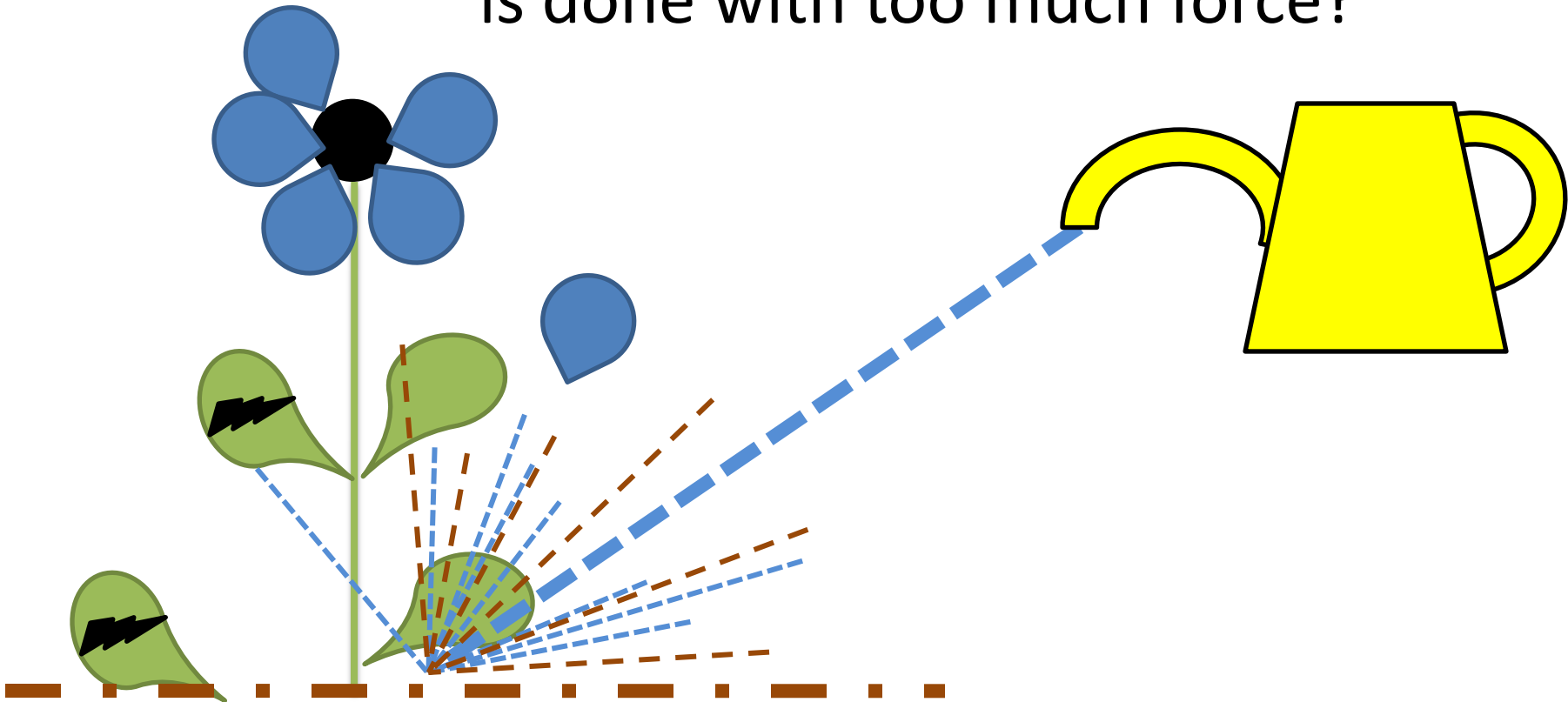
Water a bed, border or area of plants in containers - questions

What could happen if watering is done with too much force?



Test No 004 Water a bed, border or area of plants in containers - questions

What could happen if watering is done with too much force?



## Water a bed, border or area of plants in containers - questions

The problems which can occur when over watering plants

Soil structure breaks down and nutrients become unavailable to the plant. The plant becomes vulnerable to pests and diseases, the leaves and flowers fall away

